

Signify Classified - Internal
Cooper Lighting Solutions Photometric Lab
1121 Highway 74 South
Peachtree City, GA 30269



Scaled data based on original data using
LM-79-08 Approved Method: Electrical and Photometric Measurements of Solid-
State Lighting Products

Test Report Prepared for
Cooper Lighting Solutions
(formerly Eaton)

Brand: STREETWORKS

Report Number: P867954

Luminaire Tested: **MEM2-HSN-SA-60-722-U-T2U**

Issue Date: 08/21/2024



Test Information

Test Method: LM-79-08
Report Number: P867954
Test Lab: INNOVATION CENTER(G3)
Issue Date: 08/21/2024
Manufacturer: COOPER LIGHTING SOLUTIONS (FORMERLY EATON)
Product Line: STREETWORKS
Catalog Number: MEM2-HSN-SA-60-722-U-T2U
Description: EPIC MODERN SHORT HOUSING DISCRETE LED ARRAYS 60W 70CRI 2200K
FITXURE w/ TYPE II URBAN DISTRIBUTION OPTIC
Light Source: (10) 2200K CCT, 70 CRI LEDS
Ballast/Driver: ELECTRONIC DRIVER

Summary

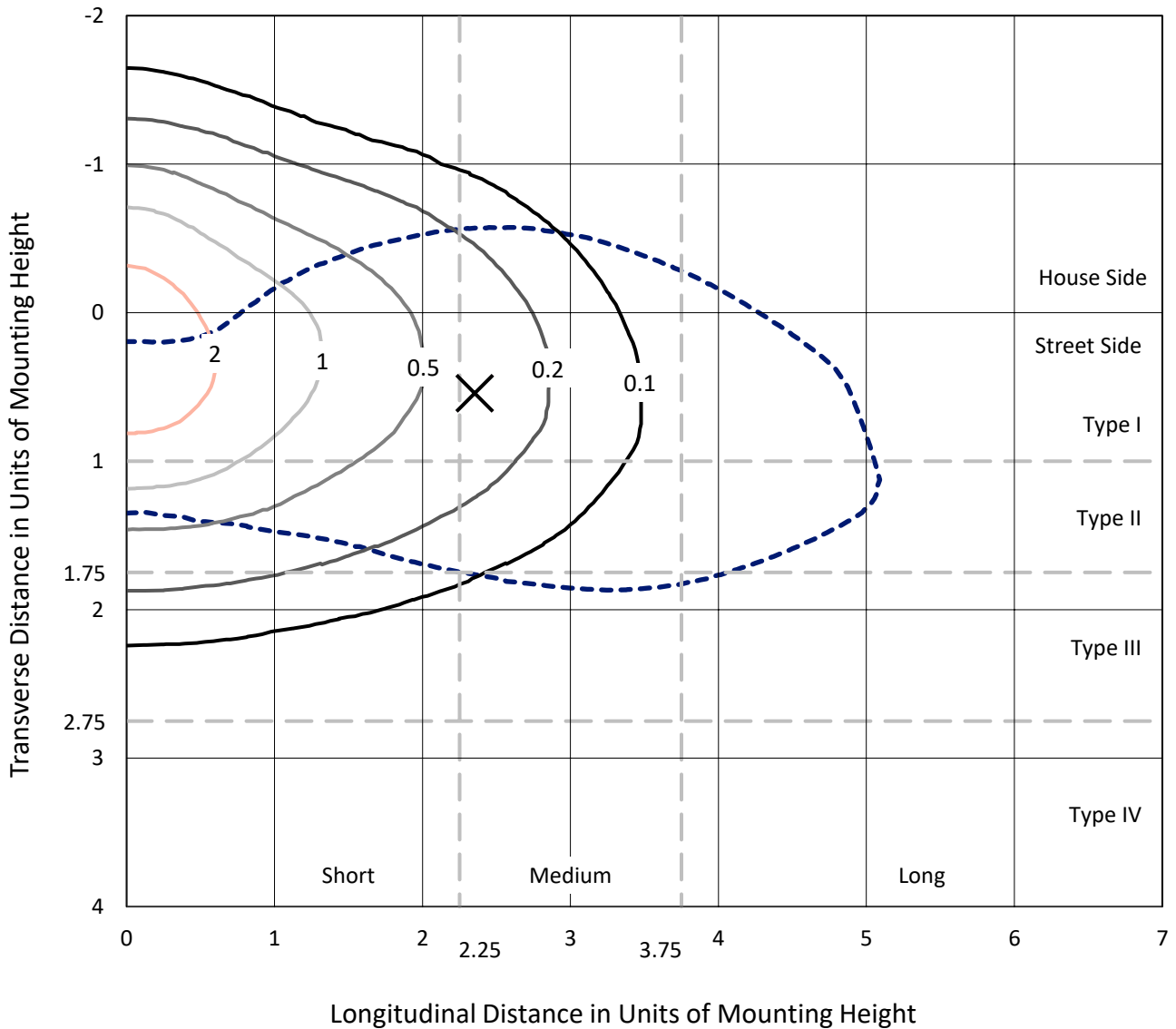
Lumens per Lamp: N/A
Luminaire Lumens: 5424.1 lumens
Efficiency: N/A
Efficacy: 123.3 lumens/watt
Luminous Opening: Rectangular (W 0.33' x L: 0.33' x H: 0')
IES Classification: Type III - Medium
BUG Rating: B1 - U0 - G1

Input Watts (W): 44
Input Voltage (V): 120
Input Current (A_{in}): NR
Voltage Rise (V): NR
Power Factor: 0.99
Total Harmonic Distortion (THDi): 6.91%
Frequency (hertz): 60
Stabilization Time: NR
Operation Time: NR
Ambient Temperature (°C): NR
Test Distance: 24 FT

REPORT NUMBER: P867954
 CATALOG NUMBER: MEM2-HSN-SA-60-722-U-T2U

Iso-Footcandle Lines of Horizontal Illumination

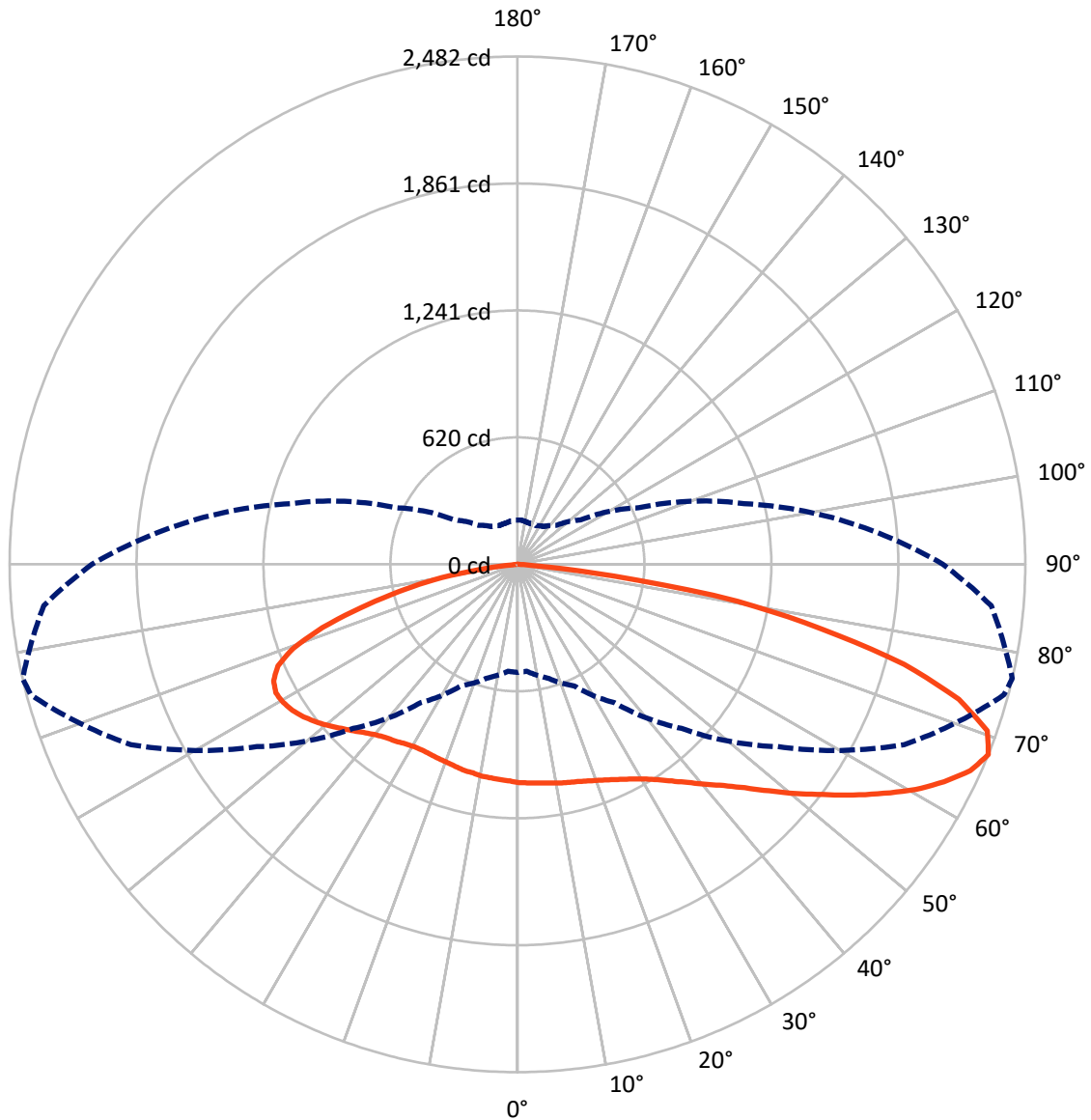
× Max cd
 - - - 1/2 Max cd



Based on 20 foot mounting height. Maximum calculated value = 2.9 fc
 Type III - Medium - N/A

REPORT NUMBER: P867954
CATALOG NUMBER: MEM2-HSN-SA-60-722-U-T2U

Luminous Intensity Polar Plot



— Vertical Plane Through 77-Deg Lateral - - - Horizontal Cone Through 67.5-Deg Vertical

REPORT NUMBER: P867954
 CATALOG NUMBER: MEM2-HSN-SA-60-722-U-T2U

FLUX DISTRIBUTION:

		Downward	Upward	Total
House Side	Lumens	1803.7	0.0	1803.7
	% Fixture	33.3	0.0	33.3
Street Side	Lumens	3620.4	0.0	3620.4
	% Fixture	66.7	0.0	66.7
Total	Lumens	5424.1	0.0	5424.1
	% Fixture	100.0	0.0	100.0

Coefficient of Utilization

ZONAL LUMENS:

Zone	Lumens	% Fixture
0°-10°	102.5	1.9
10°-20°	310.9	5.7
20°-30°	524.1	9.7
30°-40°	743.7	13.7
40°-50°	940.9	17.3
50°-60°	1030.8	19.0
60°-70°	996.4	18.4
70°-80°	670.1	12.4
80°-90°	104.7	1.9
90°-100°	0.0	0.0
100°-110°	0.0	0.0
110°-120°	0.0	0.0
120°-130°	0.0	0.0
130°-140°	0.0	0.0
140°-150°	0.0	0.0
150°-160°	0.0	0.0
160°-170°	0.0	0.0
170°-180°	0.0	0.0
0°-90°	5424.1	100.0
0°-180°	5424.1	100.0



REPORT NUMBER: P867954

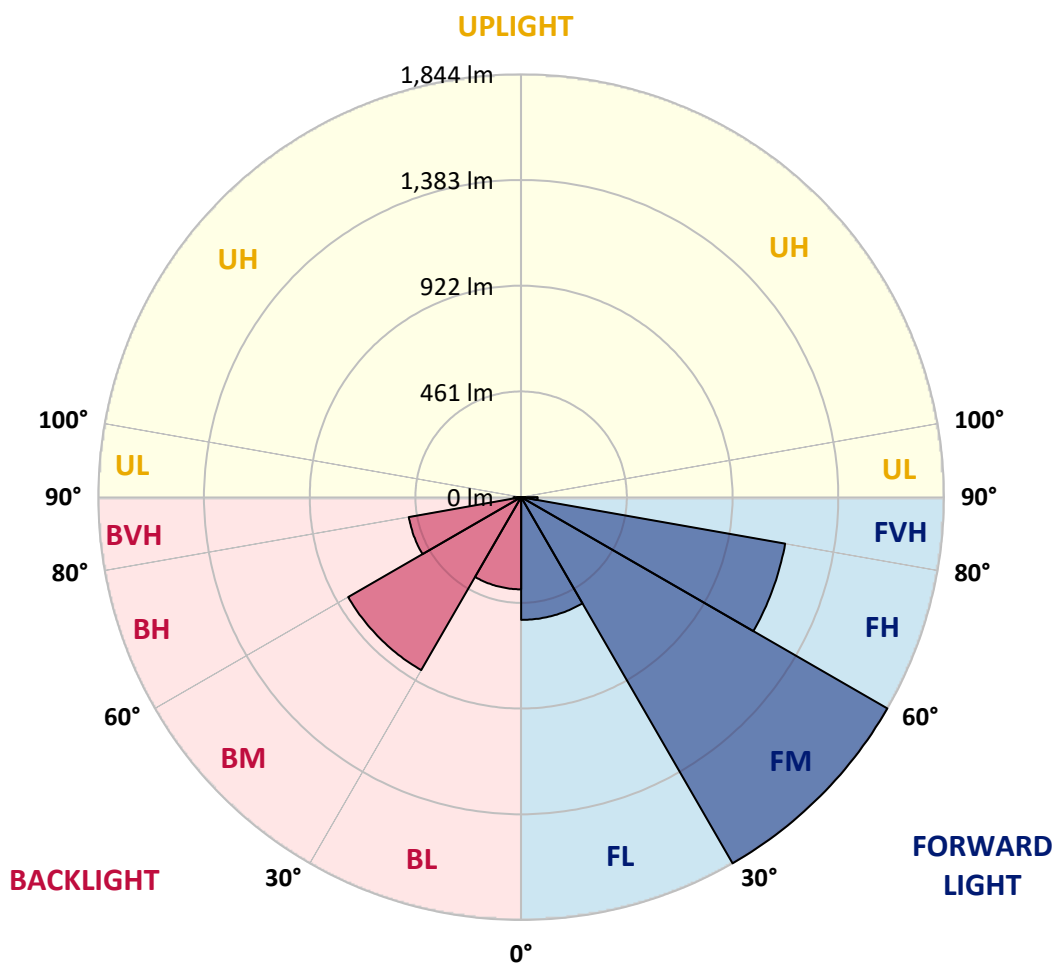
CATALOG NUMBER: MEM2-HSN-SA-60-722-U-T2U

LUMINAIRE CLASSIFICATION SYSTEM LUMEN TABLE AND BUG RATING:

Zone	Lumens	% Fixture	Zone Rating/Lumen Limit		
			B	U	G
FL (0°-30°)	535.4	9.9			
FM (30°-60°)	1844.3	34.0			
FH (60°-80°)	1169.1	21.6			G1/1800
FVH (80°-90°)	71.7	1.3			G1/100
BL (0°-30°)	402.1	7.4	B1/500		
BM (30°-60°)	871.1	16.1	B1/1000		
BH (60°-80°)	497.5	9.2	B1/500		G1/500
BVH (80°-90°)	33.0	0.6			G1/100
UL (90°-100°)	0.0	0.0		U0/0	
UH (100°-180°)	0.0	0.0		U0/0	

BUG Rating: B1-U0-G1

Type III Medium





REPORT NUMBER: P867954

CATALOG NUMBER: MEM2-HSN-SA-60-722-U-T2U

CANDELA DISTRIBUTION (FULL):

	0°	5°	15°	25°	35°	45°	55°	65°	75°	77°	85°
0°	1066.4	1066.4	1066.4	1066.4	1066.4	1066.4	1066.4	1066.4	1066.4	1066.4	1066.4
2.5°	1090.0	1089.0	1083.6	1085.7	1079.3	1083.6	1077.2	1071.8	1070.7	1069.7	1070.7
5°	1124.4	1119.0	1113.6	1110.4	1105.1	1102.9	1092.2	1081.5	1075.0	1073.9	1071.8
7.5°	1164.1	1161.9	1154.4	1150.1	1135.1	1127.6	1112.6	1093.3	1083.6	1079.3	1073.9
10°	1204.8	1210.2	1200.5	1192.0	1174.8	1158.7	1133.0	1108.3	1089.0	1086.8	1075.0
12.5°	1255.3	1254.2	1247.8	1232.7	1212.3	1189.8	1158.7	1124.4	1098.6	1094.3	1077.2
15°	1300.3	1299.2	1290.7	1276.7	1249.9	1222.0	1180.2	1140.5	1108.3	1101.8	1081.5
17.5°	1342.2	1340.0	1334.7	1319.6	1286.4	1252.0	1211.3	1158.7	1120.1	1112.6	1084.7
20°	1378.6	1380.8	1374.3	1359.3	1328.2	1291.7	1240.2	1182.3	1135.1	1126.5	1094.3
22.5°	1418.3	1419.4	1416.2	1410.8	1371.1	1332.5	1276.7	1209.1	1152.3	1143.7	1105.1
25°	1460.2	1461.3	1463.4	1460.2	1415.1	1373.3	1314.3	1242.4	1175.9	1164.1	1120.1
27.5°	1508.5	1509.5	1513.8	1507.4	1459.1	1415.1	1356.1	1277.8	1200.5	1187.7	1133.0
30°	1563.2	1567.5	1564.2	1562.1	1506.3	1463.4	1398.0	1314.3	1232.7	1216.6	1155.5
32.5°	1628.6	1627.5	1621.1	1614.7	1557.8	1512.7	1445.2	1361.5	1272.4	1254.2	1192.0
35°	1675.8	1675.8	1666.2	1663.0	1610.4	1563.2	1496.7	1414.0	1317.5	1300.3	1230.6
37.5°	1704.8	1709.1	1701.6	1703.7	1653.3	1609.3	1548.2	1467.7	1366.8	1351.8	1277.8
40°	1715.5	1726.3	1732.7	1741.3	1690.8	1653.3	1602.9	1525.6	1430.1	1413.0	1334.7
42.5°	1717.7	1733.8	1756.3	1774.5	1717.7	1686.6	1655.4	1584.6	1492.4	1477.3	1396.9
45°	1706.9	1699.4	1754.1	1756.3	1732.7	1713.4	1701.6	1655.4	1582.5	1557.8	1474.1
47.5°	1625.4	1616.8	1631.8	1700.5	1714.4	1725.2	1748.8	1738.1	1672.6	1653.3	1563.2
50°	1493.4	1489.1	1549.2	1623.3	1669.4	1724.1	1787.4	1817.4	1772.4	1760.6	1675.8
52.5°	1275.6	1263.8	1386.2	1529.9	1610.4	1713.4	1814.2	1899.0	1885.0	1867.9	1772.4
55°	1137.2	1137.2	1219.9	1399.0	1535.3	1674.8	1831.4	1984.8	2009.5	1990.2	1882.9
57.5°	989.2	1001.0	1086.8	1210.2	1426.9	1603.9	1829.2	2056.7	2129.7	2111.4	1999.8
60°	862.6	872.2	921.6	1046.1	1299.2	1510.6	1805.6	2115.7	2241.2	2234.8	2102.8
62.5°	733.8	745.6	785.3	902.3	1130.8	1403.3	1756.3	2147.9	2346.4	2339.9	2206.9
65°	630.8	631.9	671.6	769.2	962.4	1273.5	1669.4	2141.5	2427.9	2432.2	2294.9
67.5°	527.9	524.6	576.1	655.5	825.0	1134.0	1553.5	2084.6	2462.2	2481.6	2323.8
70°	388.4	392.7	464.6	552.5	697.4	973.1	1391.5	1974.1	2406.5	2436.5	2257.3
72.5°	291.8	300.4	370.1	461.3	582.6	812.2	1214.5	1782.0	2250.9	2255.2	2054.5
75°	237.1	239.3	301.5	383.0	477.4	651.2	975.2	1488.1	1903.3	1952.6	1745.6
77.5°	201.7	199.6	229.6	309.0	385.2	520.3	734.9	1131.9	1494.5	1517.0	1366.8
80°	171.7	170.6	181.3	250.0	301.5	371.2	503.2	788.6	1066.4	1091.1	970.9
82.5°	90.1	96.6	94.4	154.5	170.6	195.3	241.4	358.3	465.6	472.1	446.3
85°	4.3	4.3	4.3	6.4	10.7	17.2	33.3	33.3	36.5	69.7	79.4
87.5°	1.1	1.1	2.1	2.1	2.1	3.2	3.2	4.3	4.3	4.3	4.3
90°	0.0	0.0	0.0	0.0	0.0	0.0	0.0	0.0	0.0	0.0	0.0



REPORT NUMBER: P867954

CATALOG NUMBER: MEM2-HSN-SA-60-722-U-T2U

CANDELA DISTRIBUTION (continued):

	90°	95°	105°	115°	125°	135°	145°	155°	165°	175°	180°
0°	1066.4	1066.4	1066.4	1066.4	1066.4	1066.4	1066.4	1066.4	1066.4	1066.4	1066.4
2.5°	1068.6	1064.3	1057.9	1058.9	1057.9	1057.9	1052.5	1048.2	1047.1	1049.3	1053.6
5°	1069.7	1063.2	1053.6	1050.3	1047.1	1045.0	1036.4	1030.0	1026.7	1028.9	1030.0
7.5°	1069.7	1060.0	1049.3	1042.8	1034.2	1027.8	1018.2	1009.6	1005.3	1006.4	1008.5
10°	1067.5	1056.8	1048.2	1035.3	1021.4	1013.9	998.8	988.1	982.8	983.8	978.5
12.5°	1067.5	1055.7	1038.5	1026.7	1007.4	991.3	979.5	967.7	963.4	959.1	957.0
15°	1068.6	1053.6	1036.4	1011.7	989.2	972.0	957.0	949.5	943.1	940.9	942.0
17.5°	1068.6	1053.6	1027.8	998.8	973.1	951.6	938.8	930.2	928.0	925.9	925.9
20°	1073.9	1054.6	1020.3	986.0	953.8	931.3	919.5	914.1	914.1	910.9	910.9
22.5°	1082.5	1056.8	1016.0	975.2	937.7	913.0	900.1	893.7	896.9	894.8	893.7
25°	1092.2	1064.3	1010.6	960.2	916.2	890.5	877.6	873.3	872.2	866.9	874.4
27.5°	1099.7	1069.7	1007.4	945.2	896.9	866.9	850.8	843.3	837.9	840.1	837.9
30°	1120.1	1084.7	1008.5	932.3	875.5	839.0	819.7	811.1	808.9	808.9	808.9
32.5°	1148.0	1104.0	1016.0	927.0	855.1	812.2	788.6	780.0	777.8	773.5	775.7
35°	1183.4	1133.0	1027.8	918.4	839.0	781.1	755.3	743.5	740.3	736.0	736.0
37.5°	1223.1	1161.9	1036.4	914.1	817.5	748.9	719.9	704.9	702.7	698.4	700.6
40°	1273.5	1201.6	1050.3	905.5	792.9	719.9	681.3	656.6	662.0	664.1	668.4
42.5°	1330.4	1252.0	1071.8	896.9	773.5	689.9	633.0	608.3	614.8	612.6	616.9
45°	1407.6	1311.0	1098.6	893.7	749.9	653.4	583.6	555.7	553.6	550.4	552.5
47.5°	1488.1	1381.9	1124.4	887.3	724.2	608.3	527.9	492.4	483.9	479.6	475.3
50°	1571.8	1452.7	1154.4	883.0	689.9	557.9	472.1	431.3	415.2	409.8	404.5
52.5°	1666.2	1528.8	1180.2	872.2	652.3	505.3	421.6	375.5	357.3	346.5	347.6
55°	1765.9	1598.6	1203.8	859.4	609.4	456.0	371.2	332.6	314.4	311.1	311.1
57.5°	1858.2	1670.5	1220.9	836.8	566.5	407.7	329.4	296.1	287.5	291.8	291.8
60°	1952.6	1728.4	1229.5	812.2	522.5	366.9	300.4	273.6	269.3	277.9	278.9
62.5°	2028.8	1774.5	1227.4	777.8	474.2	331.5	272.5	251.1	253.2	268.2	271.4
65°	2083.5	1797.1	1200.5	726.3	428.1	300.4	247.8	227.4	227.4	238.2	241.4
67.5°	2079.2	1768.1	1146.9	654.5	378.7	269.3	225.3	209.2	209.2	216.7	215.6
70°	1991.3	1668.3	1045.0	567.5	330.4	242.5	206.0	194.2	193.1	196.3	195.3
72.5°	1779.9	1465.5	886.2	468.8	285.4	215.6	186.7	176.0	173.8	169.5	166.3
75°	1468.8	1203.8	692.0	373.4	241.4	189.9	168.4	158.8	150.2	155.6	152.3
77.5°	1139.4	923.7	515.0	289.7	196.3	165.2	150.2	139.5	137.3	156.6	150.2
80°	831.5	638.4	363.7	207.1	152.3	134.1	125.5	116.9	148.1	198.5	197.4
82.5°	369.1	307.9	166.3	98.7	70.8	59.0	49.4	55.8	93.3	91.2	94.4
85°	33.3	34.3	18.2	11.8	7.5	6.4	4.3	4.3	3.2	3.2	3.2
87.5°	4.3	4.3	3.2	3.2	2.1	2.1	2.1	2.1	1.1	1.1	1.1
90°	0.0	0.0	0.0	0.0	0.0	0.0	0.0	0.0	0.0	0.0	0.0

LM-79-2019: Approved Method: Electrical and Photometric Measurements of Solid-
State Lighting Products

Report Prepared for

Cooper Lighting Solutions

Streetworks

Report Number: SP1-2407-157-2

Test Date: 08/07/2024

Luminaire Tested: MEM2-HTN-SA-40-722-U-5WQ-2

Data in this report applies to families of products including MEM2-HTN-SA-40-722-U-5WQ-2

Test Information

Test Method: LM-79-2019
 Report Number: SP1-2407-157-2
 Test Lab: COOPER LIGHTING SOLUTIONS
 Photometer: SP1 - 76IN SPHERE
 Measurement Geometry: 4π
 Issue Date: 08/20/2024
 Manufacturer: COOPER LIGHTING SOLUTIONS
 Product Line: Streetworks
 Catalog Number: **MEM2-HTN-SA-40-722-U-5WQ-2**
 Description: Epic Modern Light Square 40W 5WQ Optic and Flare Trim

Spectral Parameters

CCT (K): 2253
 CIE u': 0.2868
 CIE v': 0.5332
 Duv: -0.0014
 CIE x: 0.4974
 CIE y: 0.4110
 CIE z: 0.0915
 Peak Wavelength (nm): 603
 Dominant Wavelength (nm): 587
 Purity: 72.69432
 Rf: 76.9
 Rg: 92.7

CRI (Ra): 70.6
 R1: 68.4
 R2: 88.7
 R3: 85.4
 R4: 63.5
 R5: 69.0
 R6: 88.9
 R7: 68.5
 R8: 32.0
 R9: -36.0
 R10: 78.2
 R11: 61.0
 R12: 74.2
 R13: 72.8
 R14: 92.2
 R15: 58.0



Test Conditions

Stabilization Time: 29M
 Operation Time: 1H 29M
 Sphere Temperature (°C): 24.1

REPORT NUMBER: SP1-2407-157-2

Measurement and Test Equipment			
Instrument	Identification Number	Calibration Date	Calibration Due Date
Photometer	IN0058	6/18/2024	12/18/2024
Power Meter	INXT2011004	2/8/2024	2/8/2025
AC Power Source	IN0063	10/24/2023	10/24/2024
DC Power Source	IN0208	10/24/2023	10/24/2024
Sphere Thermometer	IN0085	10/24/2023	10/24/2024
Room Thermometer	IN0046	10/24/2023	10/24/2024

REPORT NUMBER: SP1-2407-157-2

CIE 1931 Chromaticity Diagram



CIE 1931 Chromaticity Diagram with 2017 ANSI 7-Step and 4-Step Quadrangles



Point lies inside the ANSI 2200K 4-step quadrangle

REPORT NUMBER: SP1-2407-157-2

Photopic Flux vs. Wavelength



Photopic Lumens: NR

λ (nm)	Power W [^] /nm	Lumens (ϕ /nm)	λ (nm)	Power W [^] /nm	Lumens (ϕ /nm)	λ (nm)	Power W [^] /nm	Lumens (ϕ /nm)	λ (nm)	Power W [^] /nm	Lumens (ϕ /nm)	λ (nm)	Power W [^] /nm	Lumens (ϕ /nm)
360	0	NR	490	117	NR	620	896	NR	750	20	NR	880	0	NR
365	0	NR	495	137	NR	625	838	NR	755	17	NR	885	0	NR
370	0	NR	500	160	NR	630	774	NR	760	14	NR	890	0	NR
375	0	NR	505	183	NR	635	704	NR	765	12	NR	895	0	NR
380	0	NR	510	202	NR	640	635	NR	770	10	NR	900	0	NR
385	0	NR	515	219	NR	645	565	NR	775	9	NR	905	0	NR
390	0	NR	520	235	NR	650	501	NR	780	7	NR	910	0	NR
395	0	NR	525	249	NR	655	440	NR	785	6	NR	915	0	NR
400	0	NR	530	263	NR	660	383	NR	790	5	NR	920	0	NR
405	0	NR	535	281	NR	665	332	NR	795	5	NR	925	0	NR
410	1	NR	540	302	NR	670	286	NR	800	4	NR	930	0	NR
415	3	NR	545	331	NR	675	245	NR	805	3	NR	935	0	NR
420	6	NR	550	366	NR	680	210	NR	810	3	NR	940	0	NR
425	12	NR	555	411	NR	685	178	NR	815	3	NR	945	0	NR
430	21	NR	560	469	NR	690	152	NR	820	2	NR	950	0	NR
435	38	NR	565	536	NR	695	129	NR	825	2	NR	955	0	NR
440	66	NR	570	614	NR	700	109	NR	830	2	NR	960	0	NR
445	122	NR	575	701	NR	705	92	NR	835	1	NR	965	0	NR
450	215	NR	580	785	NR	710	77	NR	840	1	NR	970	0	NR
455	236	NR	585	863	NR	715	66	NR	845	1	NR	975	0	NR
460	170	NR	590	928	NR	720	55	NR	850	1	NR	980	0	NR
465	148	NR	595	971	NR	725	47	NR	855	1	NR	985	0	NR
470	132	NR	600	994	NR	730	40	NR	860	1	NR	990	0	NR
475	104	NR	605	996	NR	735	33	NR	865	1	NR	995	0	NR
480	97	NR	610	979	NR	740	28	NR	870	1	NR	1000	0	NR
485	105	NR	615	943	NR	745	24	NR	875	0	NR			

REPORT NUMBER: SP1-2407-157-2

Scotopic Flux vs. Wavelength



Scotopic Lumens: NR

S/P: 0.96

λ (nm)	Power W [^] /nm	Lumens (φ/nm)	λ (nm)	Power W [^] /nm	Lumens (φ/nm)	λ (nm)	Power W [^] /nm	Lumens (φ/nm)	λ (nm)	Power W [^] /nm	Lumens (φ/nm)	λ (nm)	Power W [^] /nm	Lumens (φ/nm)
360	0	NR	490	117	NR	620	896	NR	750	20	NR	880	0	NR
365	0	NR	495	137	NR	625	838	NR	755	17	NR	885	0	NR
370	0	NR	500	160	NR	630	774	NR	760	14	NR	890	0	NR
375	0	NR	505	183	NR	635	704	NR	765	12	NR	895	0	NR
380	0	NR	510	202	NR	640	635	NR	770	10	NR	900	0	NR
385	0	NR	515	219	NR	645	565	NR	775	9	NR	905	0	NR
390	0	NR	520	235	NR	650	501	NR	780	7	NR	910	0	NR
395	0	NR	525	249	NR	655	440	NR	785	6	NR	915	0	NR
400	0	NR	530	263	NR	660	383	NR	790	5	NR	920	0	NR
405	0	NR	535	281	NR	665	332	NR	795	5	NR	925	0	NR
410	1	NR	540	302	NR	670	286	NR	800	4	NR	930	0	NR
415	3	NR	545	331	NR	675	245	NR	805	3	NR	935	0	NR
420	6	NR	550	366	NR	680	210	NR	810	3	NR	940	0	NR
425	12	NR	555	411	NR	685	178	NR	815	3	NR	945	0	NR
430	21	NR	560	469	NR	690	152	NR	820	2	NR	950	0	NR
435	38	NR	565	536	NR	695	129	NR	825	2	NR	955	0	NR
440	66	NR	570	614	NR	700	109	NR	830	2	NR	960	0	NR
445	122	NR	575	701	NR	705	92	NR	835	1	NR	965	0	NR
450	215	NR	580	785	NR	710	77	NR	840	1	NR	970	0	NR
455	236	NR	585	863	NR	715	66	NR	845	1	NR	975	0	NR
460	170	NR	590	928	NR	720	55	NR	850	1	NR	980	0	NR
465	148	NR	595	971	NR	725	47	NR	855	1	NR	985	0	NR
470	132	NR	600	994	NR	730	40	NR	860	1	NR	990	0	NR
475	104	NR	605	996	NR	735	33	NR	865	1	NR	995	0	NR
480	97	NR	610	979	NR	740	28	NR	870	1	NR	1000	0	NR
485	105	NR	615	943	NR	745	24	NR	875	0	NR			

REPORT NUMBER: SP1-2407-157-2

Melanopic Flux vs. Wavelength



Melanopic Lumens: NR

M/P: 1.71

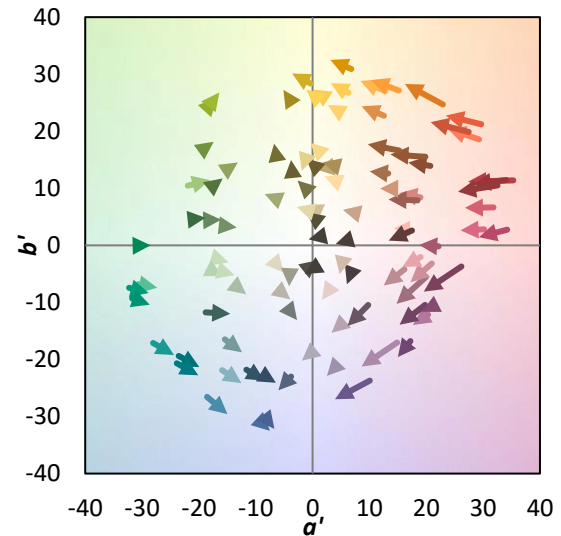
λ (nm)	Power W ² /nm	Lumens (φ/nm)	λ (nm)	Power W ² /nm	Lumens (φ/nm)	λ (nm)	Power W ² /nm	Lumens (φ/nm)	λ (nm)	Power W ² /nm	Lumens (φ/nm)	λ (nm)	Power W ² /nm	Lumens (φ/nm)
360	0	NR	490	117	NR	620	896	NR	750	20	NR	880	0	NR
365	0	NR	495	137	NR	625	838	NR	755	17	NR	885	0	NR
370	0	NR	500	160	NR	630	774	NR	760	14	NR	890	0	NR
375	0	NR	505	183	NR	635	704	NR	765	12	NR	895	0	NR
380	0	NR	510	202	NR	640	635	NR	770	10	NR	900	0	NR
385	0	NR	515	219	NR	645	565	NR	775	9	NR	905	0	NR
390	0	NR	520	235	NR	650	501	NR	780	7	NR	910	0	NR
395	0	NR	525	249	NR	655	440	NR	785	6	NR	915	0	NR
400	0	NR	530	263	NR	660	383	NR	790	5	NR	920	0	NR
405	0	NR	535	281	NR	665	332	NR	795	5	NR	925	0	NR
410	1	NR	540	302	NR	670	286	NR	800	4	NR	930	0	NR
415	3	NR	545	331	NR	675	245	NR	805	3	NR	935	0	NR
420	6	NR	550	366	NR	680	210	NR	810	3	NR	940	0	NR
425	12	NR	555	411	NR	685	178	NR	815	3	NR	945	0	NR
430	21	NR	560	469	NR	690	152	NR	820	2	NR	950	0	NR
435	38	NR	565	536	NR	695	129	NR	825	2	NR	955	0	NR
440	66	NR	570	614	NR	700	109	NR	830	2	NR	960	0	NR
445	122	NR	575	701	NR	705	92	NR	835	1	NR	965	0	NR
450	215	NR	580	785	NR	710	77	NR	840	1	NR	970	0	NR
455	236	NR	585	863	NR	715	66	NR	845	1	NR	975	0	NR
460	170	NR	590	928	NR	720	55	NR	850	1	NR	980	0	NR
465	148	NR	595	971	NR	725	47	NR	855	1	NR	985	0	NR
470	132	NR	600	994	NR	730	40	NR	860	1	NR	990	0	NR
475	104	NR	605	996	NR	735	33	NR	865	1	NR	995	0	NR
480	97	NR	610	979	NR	740	28	NR	870	1	NR	1000	0	NR
485	105	NR	615	943	NR	745	24	NR	875	0	NR			

Summary

$R_f = 76.9$
 $R_g = 92.7$
 CIE $R_a = 70.6$
 $R_9 = -36.0$



Color Vector Graphics



Individual Sample Fidelity Index ($R_{f,i}$)

CES01 = 87	CES26 = 76	CES51 = 88	CES76 = 78
CES02 = 65	CES27 = 94	CES52 = 85	CES77 = 75
CES03 = 32	CES28 = 93	CES53 = 80	CES78 = 79
CES04 = 72	CES29 = 81	CES54 = 86	CES79 = 82
CES05 = 51	CES30 = 91	CES55 = 83	CES80 = 81
CES06 = 52	CES31 = 83	CES56 = 77	CES81 = 51
CES07 = 44	CES32 = 75	CES57 = 75	CES82 = 92
CES08 = 42	CES33 = 88	CES58 = 76	CES83 = 88
CES09 = 29	CES34 = 88	CES59 = 84	CES84 = 90
CES10 = 79	CES35 = 94	CES60 = 91	CES85 = 65
CES11 = 62	CES36 = 90	CES61 = 82	CES86 = 48
CES12 = 68	CES37 = 97	CES62 = 91	CES87 = 76
CES13 = 45	CES38 = 98	CES63 = 86	CES88 = 78
CES14 = 75	CES39 = 97	CES64 = 70	CES89 = 61
CES15 = 72	CES40 = 94	CES65 = 71	CES90 = 80
CES16 = 48	CES41 = 95	CES66 = 71	CES91 = 80
CES17 = 51	CES42 = 89	CES67 = 70	CES92 = 51
CES18 = 57	CES43 = 80	CES68 = 74	CES93 = 68
CES19 = 74	CES44 = 99	CES69 = 84	CES94 = 44
CES20 = 68	CES45 = 83	CES70 = 72	CES95 = 66
CES21 = 88	CES46 = 81	CES71 = 75	CES96 = 75
CES22 = 81	CES47 = 88	CES72 = 89	CES97 = 76
CES23 = 92	CES48 = 73	CES73 = 68	CES98 = 72
CES24 = 92	CES49 = 82	CES74 = 85	CES99 = 63
CES25 = 73	CES50 = 87	CES75 = 80	



Color Rendition by Hue-Angle Bin



Measure Comparisons



(END OF REPORT)